

4

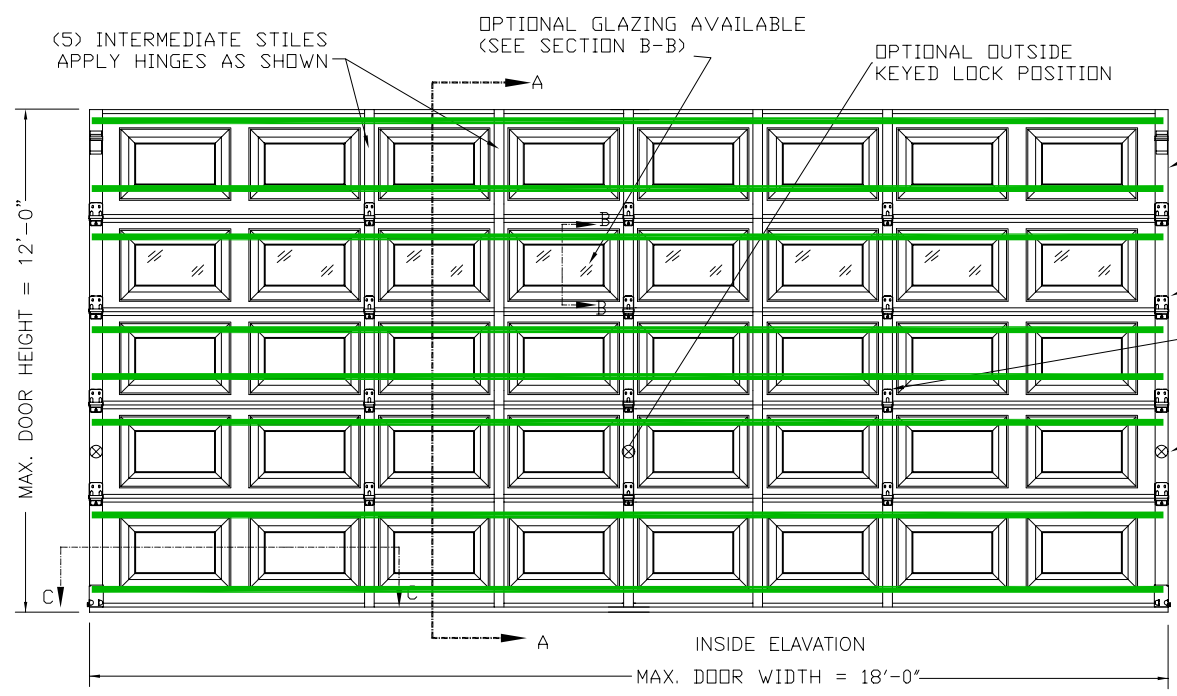
3

2

1

MODELS 150S/C125, 45S, B5S, (25 GA STEEL SKIN WITH EMBOSSED PANELS)
 MODELS B4F (24 GA. STEEL SKIN WITH FLUSH PANELS)
 MODELS B4F, 140S/C124, 44S, B4S, (24 GA STEEL SKIN WITH EMBOSSED PANELS)

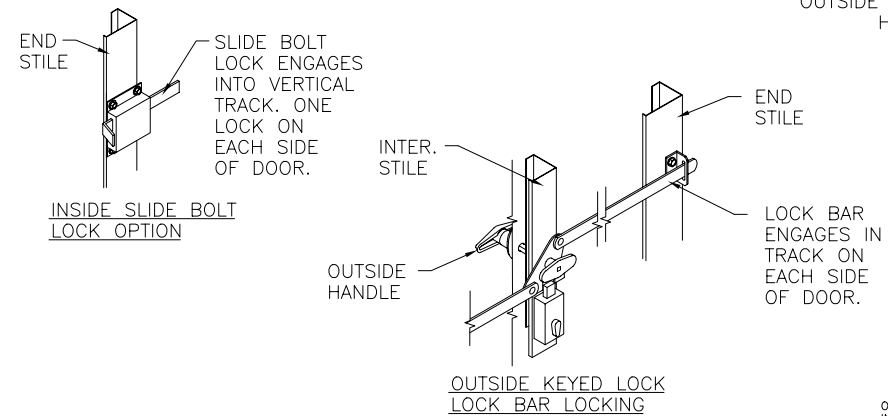
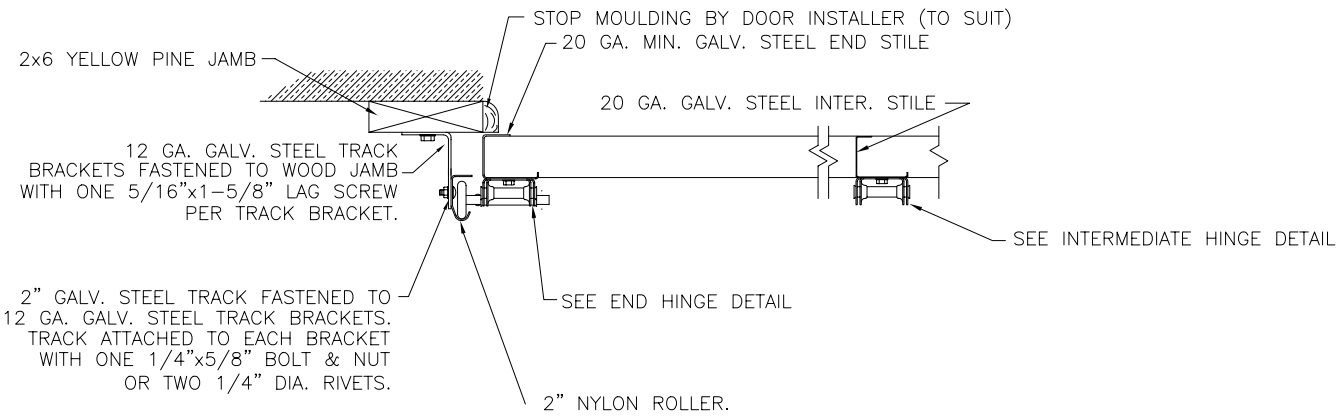
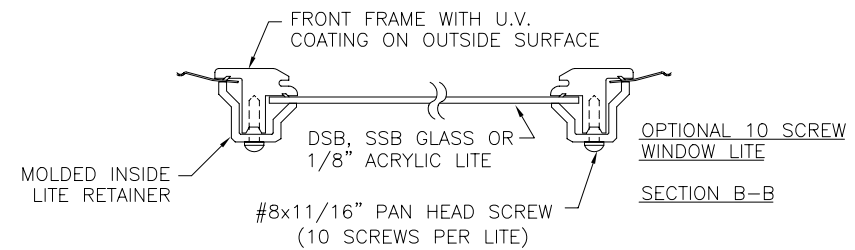
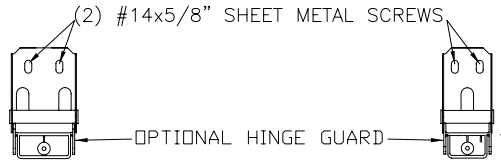
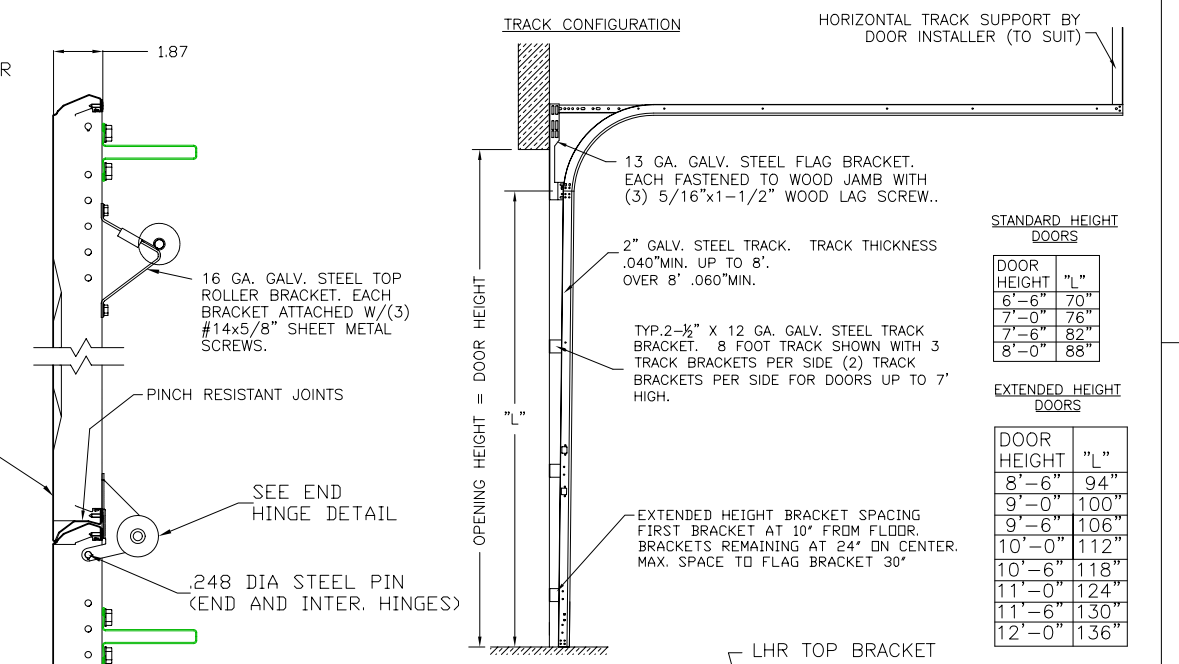
REVISIONS					
REV. NO.	ZONE:	DATE:	ECN NO.	APPVD:	DESCRIPTION
00	-	11/03/03	ER1037	SH	INITIAL RELEASE



DOOR HEIGHT	NUMBER OF SECTIONS*
6'-0" TO 7'-0"	4
7'-6" TO 8'-9"	5
9'-0" TO 10'-6"	6
10'-9" TO 12'-0"	7

(SHOWN)

* - SECTIONS ARE EITHER 18" OR 21" HIGH



DESIGN ENGINEER: MARK WESTERFIELD, P.E.
 FLORIDA P.E. #48495, N.C. P.E. 23832, TEXAS P.E. 91513

DESIGN LOADS: +12.5 P.S.F. & -14 P.S.F.
 TEST LOADS: +19 P.S.F. & -21P.S.F.

NOTE 2: THE DESIGN OF THE SUPPORTING STRUCTURAL ELEMENTS SHALL BE THE RESPONSIBILITY OF THE PROFESSIONAL OF RECORD FOR THE BUILDING OR STRUCTURE AND IN ACCORDANCE WITH CURRENT BUILDING CODES FOR THE LOADS LISTED ON THIS DRAWING.

VERTICAL JAMB ATTACHMENT (WOOD FRAME BUILDINGS):

OPTION ONE: 3/8" x 3" LAG SCREWS ON 24" CENTERS. 1" O.D. MIN. WASHER REQUIRED. LAG SCREWS MAY BE COUNTERSUNK (NOT REQUIRED) TO PROVIDE A FLUSH MOUNTING SURFACE.

OPTION TWO: 16D x 3-1/2" COMMON WIRE NAILS ON 7" CENTERS. (HORIZONTAL JAMBS DO NOT TRANSFER LOAD.)

NOTICE: Confidential/Proprietary information of CLOPAY BUILDING PRODUCTS CO. is contained herein and may not be disclosed, used, duplicated, made available, or distributed without its prior consent. Failure to observe this notice may result in liability for any damages and losses resulting therefrom.

Third Angle Projection

Unless Stated Otherwise TOLERANCES are

.0	= ±.031
.00	= ±.015
.000	= ±.005
.0000	= ±.001
Degrees	= ±1/2'

Unless Stated Otherwise DIMENSIONS ARE IN INCHES.

ORIGINAL DRAWINGS ARE SIGNED IN BLUE INK WITH A RAISED SEAL (EMBOSS).

PART NO.:

Glopay Building Products Company

8585 Duke Boulevard
 Mason, OH 45040 USA
 Tel. No. 513-770-4800
 Fax No. 513-770-4853

DESCRIPTION: 150SW1 18' DOUBLE CAR

DRAWN BY: RJK	DATE: 8/29/03	SCALE: NTS	DWG. SIZE B
CHECKED BY: -	DATE: -	SHEET 1 OF 1	REV. NO. 00

DWG. NO.: 102946

4

3

2

1