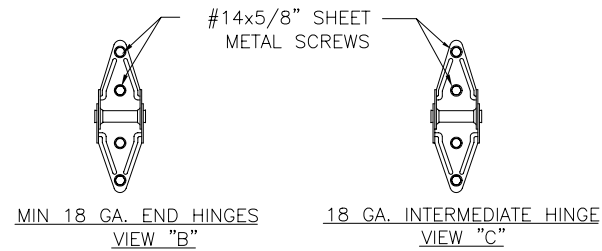
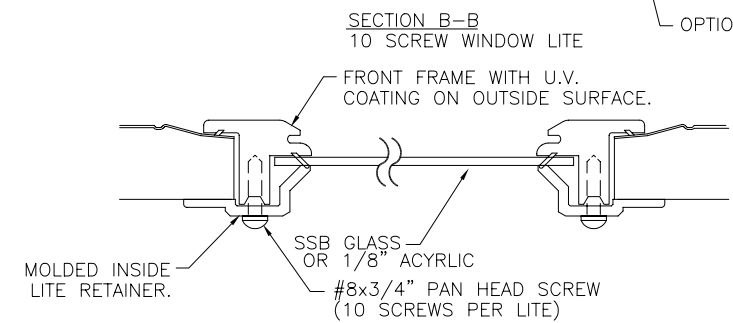
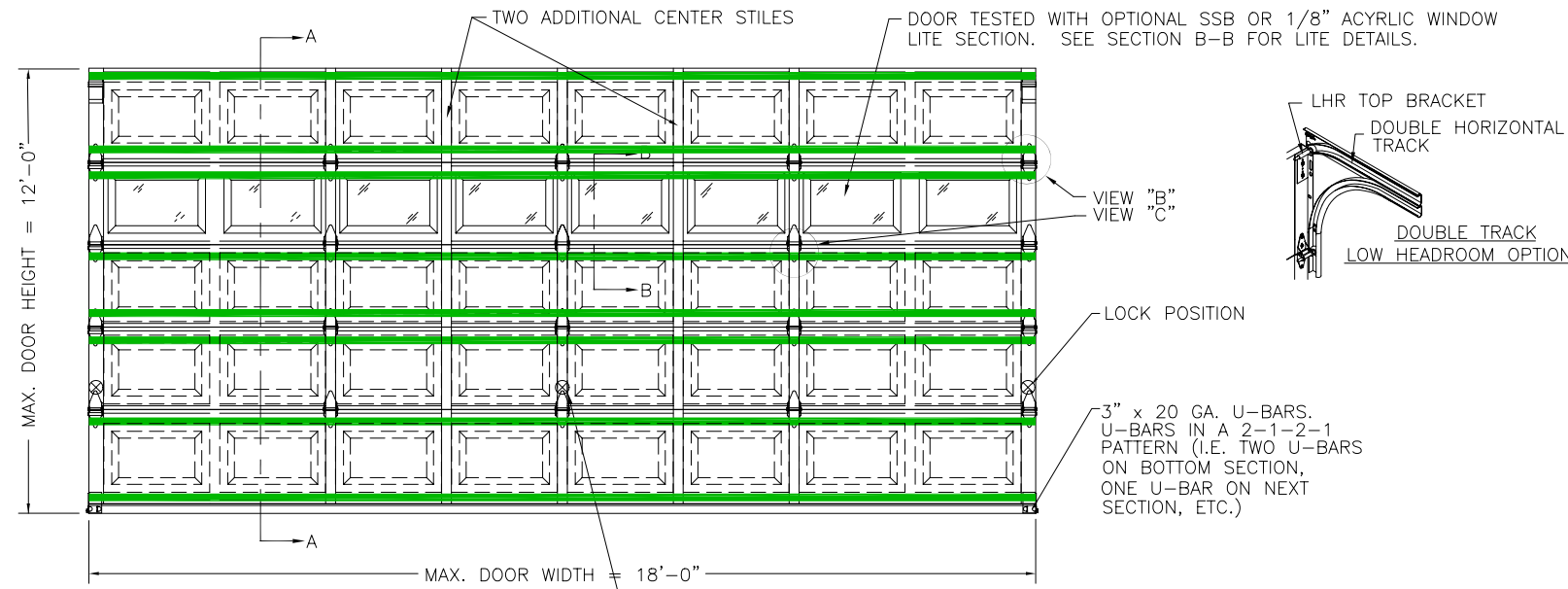


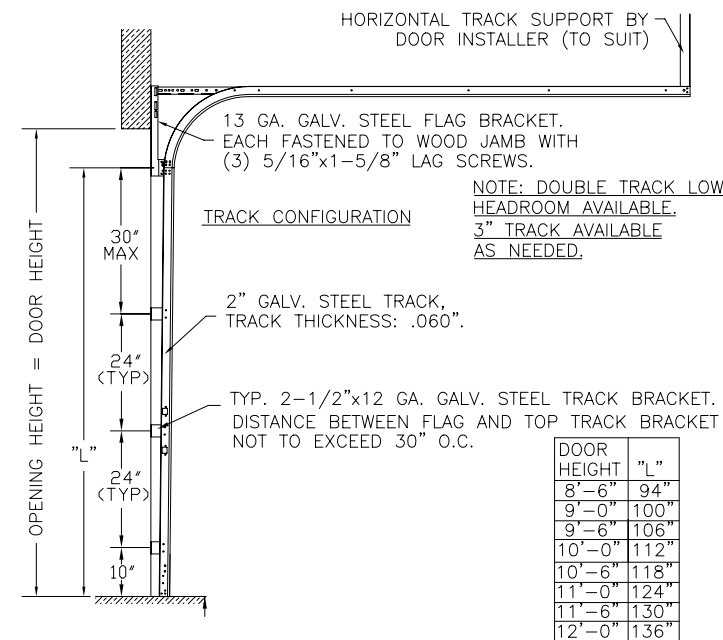
NOTE 1:
 DOORS 8'-3" TO 8'-9" HIGH CONSIST OF (5) SECTIONS (SHOWN).
 DOORS 9'-0" TO 10'-6" HIGH CONSIST OF (6) SECTIONS (NOT SHOWN).
 DOORS 10'-9" TO 12'-0" HIGH CONSIST OF (7) SECTIONS (NOT SHOWN).

CLOPAY MODELS H000, H001

REVISIONS					DESCRIPTION
REV. NO.	ZONE:	DATE:	ECN NO.	APPVD:	
00	-	10/28/03	ER1022R02	SH	ORIGINAL ISSUE



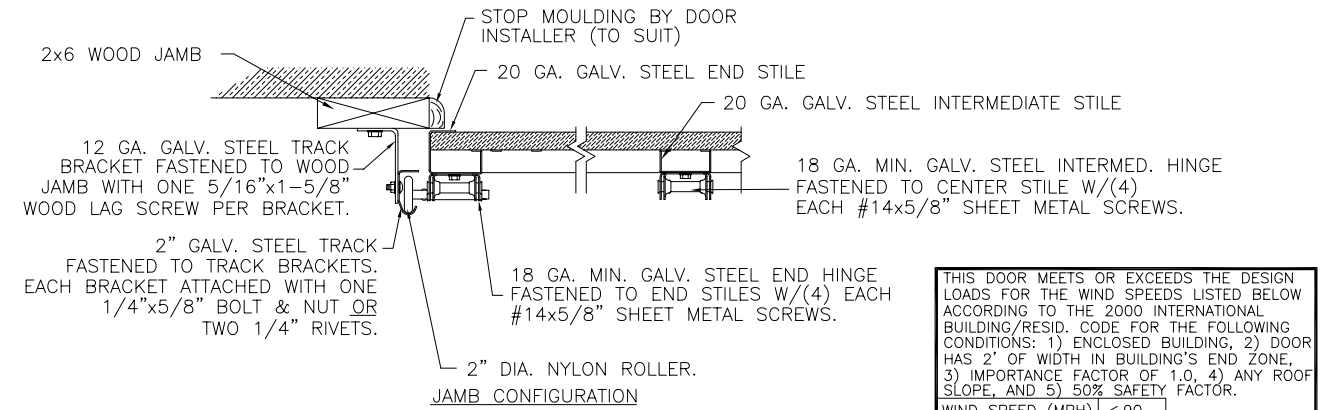
VERTICAL JAMB ATTACHMENT (WOOD FRAME BUILDINGS):
 OPTION 1: 3/8" x 3" (1-1/2" EMBED) LAG SCREWS ON 24" CENTERS. 1-1/8" O.D. MIN. WASHER REQUIRED. LAG SCREWS MAY BE COUNTERSUNK (NOT REQUIRED) TO PROVIDE FLUSH MOUNTING SURFACE.
 OPTION 2: 16D x 3-1/2" (2" EMBED) COMMON WIRE NAILS ON 7" CENTERS.
 (HORIZONTAL JAMBS DO NOT TRANSFER LOAD.)



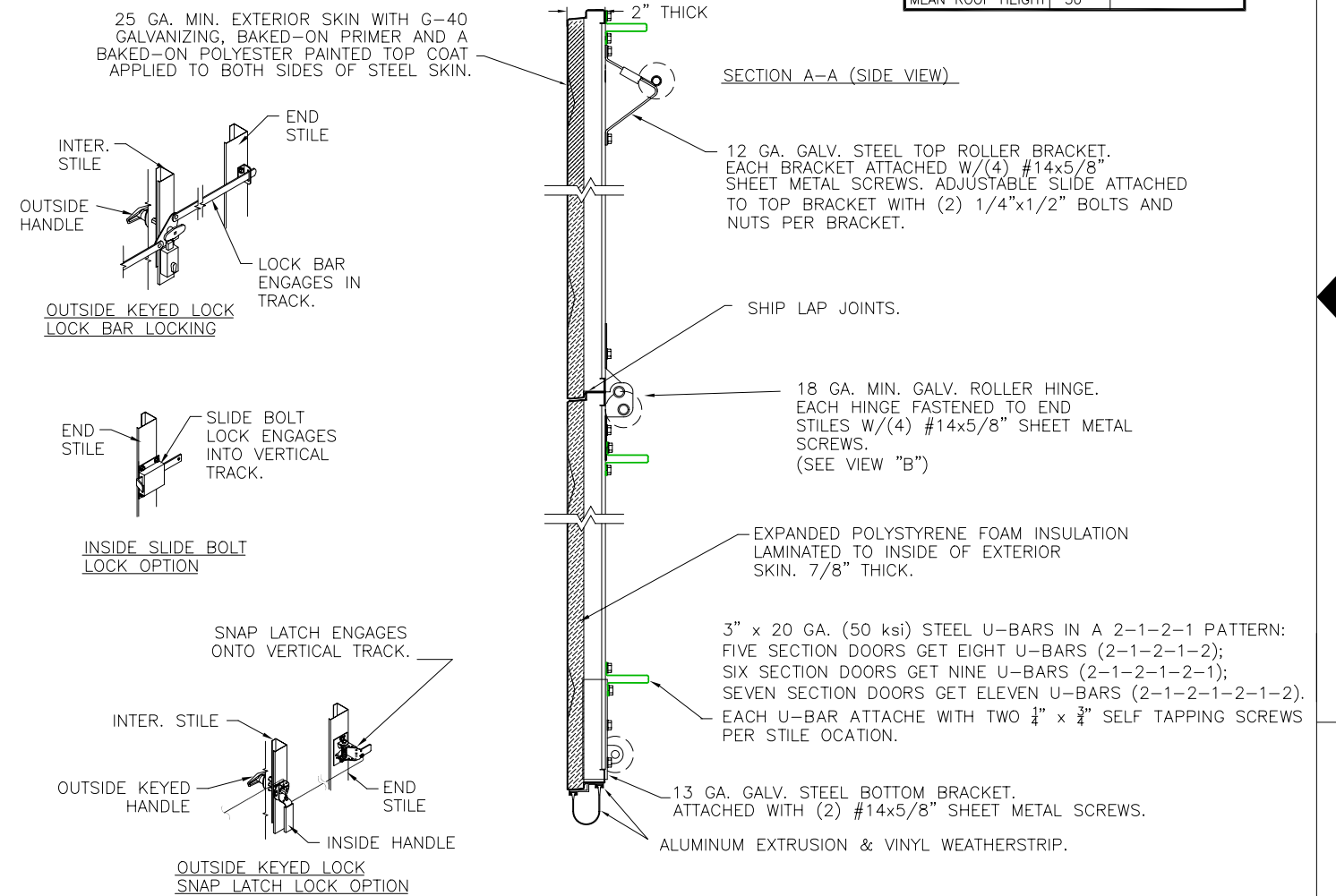
DOOR HEIGHT	"L"
8'-6"	94"
9'-0"	100"
9'-6"	106"
10'-0"	112"
10'-6"	118"
11'-0"	124"
11'-6"	130"
12'-0"	136"

NOTE: THE DESIGN OF THE SUPPORTING STRUCTURAL ELEMENTS SHALL BE THE RESPONSIBILITY OF THE PROFESSIONAL OF RECORD FOR THE BUILDING OR STRUCTURE AND IN ACCORDANCE WITH CURRENT BUILDING CODES FOR THE LOADS LISTED ON THIS DRAWING. PREPARATION OF JAMBS BY OTHERS.

DESIGN ENGINEER: MARK WESTERFIELD, P.E.
 FLORIDA P.E. #48495, NC P.E. #23832, TEXAS P.E. #91513
 DESIGN LOADS: +12.5 PSF & -14.0 PSF
 TEST LOADS: +19.0 PSF & -21.0 PSF



THIS DOOR MEETS OR EXCEEDS THE DESIGN LOADS FOR THE WIND SPEEDS LISTED BELOW ACCORDING TO THE 2000 INTERNATIONAL BUILDING/RESID. CODE FOR THE FOLLOWING CONDITIONS: 1) ENCLOSED BUILDING, 2) DOOR HAS 2' OF WIDTH IN BUILDING'S END ZONE, 3) IMPORTANCE FACTOR OF 1.0, 4) ANY ROOF SLOPE, AND 5) 50% SAFETY FACTOR.	
WIND SPEED (MPH)	≤ 90
EXPOSURE LEVEL	B
MEAN ROOF HEIGHT	30'



NOTICE:
 Confidential/Proprietary information of CLOPAY BUILDING PRODUCTS CO. is contained herein and may not be disclosed, used, duplicated, made available, or distributed without its prior consent. Failure to observe this notice may result in liability for any damages and losses resulting therefrom.

Unless Stated Otherwise
 TOLERANCES are
 .0 = ± .031
 .00 = ± .015
 .000 = ± .005
 .0000 = ± .001
 Degrees = ± 1/2°



8585 Duke Boulevard
 Mason, OH 45040 USA
 Tel. No. 513-770-4800
 Fax No. 513-770-4853

DESCRIPTION: H000/H001 18'W +12.5/-14.0 PSF DESIGN

DRAWN BY: DAS	DATE: 9/10/03	SCALE: NTS	DWG. B
CHECKED BY: -	DATE: -	SHEET 1 OF 1	SIZE B
DWG. NO.: 102954	REV. NO. 00		



Unless Stated Otherwise
 DIMENSIONS ARE IN INCHES.

PART NO.: N/A