





RESIDENTIAL STEEL DOORS

Value Plus Series Model 186



MODEL 186 with BRASS PENDELTON WINDOWS



2-LAYER CONSTRUCTION

① Steel + ② Insulation

Limited sections
25 year warranty

Limited windows
10 year warranty

Limited hardware
3 year warranty



Insulated Long Elegant Panel Steel Garage Doors

PANEL OPTIONS:



186 (LONG ELEGANT)

COLOR OPTIONS:



(Printed colors may vary from actual panel colors)

WINDOW OPTIONS:

Classic Plain*




Plain Long

Classic Snap-In*



Colonial

Designer



Brass Majesty

*Classic Plain and Colonial Classic Snap-In windows are installed in the second section from top. All other Classic Snap-In designs and Designer windows are installed in the top section (unless specified otherwise by customer).

See the Window Brochure behind page S2 for all available window designs and options.

HEADROOM REQUIREMENTS:

Extension Springs		Torsion Springs	
Track Radius	Headroom Needed	Track Radius	Headroom Needed
12"	10"	12"	12"
15"	12"	15"	14"

Price Includes

- **Heavy-duty 25 gauge steel skin** bonded to ¾" thick polystyrene insulation for durable, quiet, energy efficient operation. **R-value 4.4.**
- **2" thick frame** secured to steel shell with a durable, rust-proof Tog-L-Loc™ fastening system.
- Steel skin with **Long Elegant** woodgrain textured raised panel complements any home style.
- **Hot dipped galvanized steel skin** with a baked-on primer and top coat helps assure maintenance-free durability. Finish may be painted with a high quality exterior latex paint to complement the home.
- **Nylon rollers** help assure quiet, long-lasting performance.
- **Patented Safe-T-Bracket®** designed for added safety; cannot under normal circumstances be removed while door is under tension.
- Shiplap joints and **bottom weatherseal** in a rust-proof aluminum retainer helps seal out the elements.
- **12" radius track** for normal installations. 15" radius track available.
- All **hardware included** except rear track hanger, low headroom hardware, vinyl perimeter seal and operator reinforcement bracket.
- **EZ-Set™ torsion springs** standard on all double doors (greater than 10' wide). **Extension springs** standard on single doors (up to and including 10').
- **Inside slide lock is standard, outside keyed lock** available (at additional charge). See page S20.

Special Notes:

- For doors sold through Home Depot's Expert Installation Program, the springing systems and locking systems may vary by market.
- Doors ordered in white unless a color is specified.
- See page S2 for panel arrangement.