
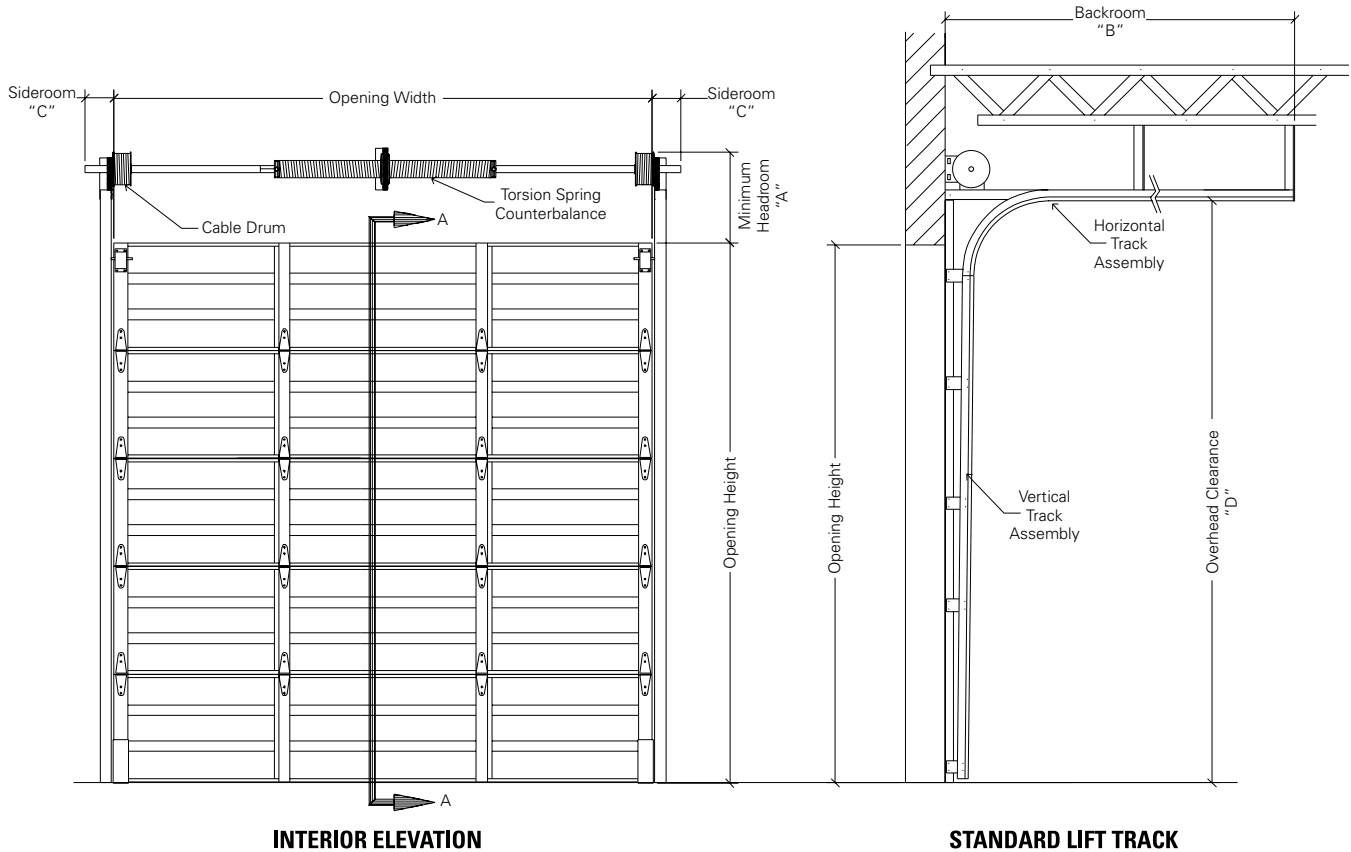


# NON-INSULATED STEEL DOOR - MODEL 525

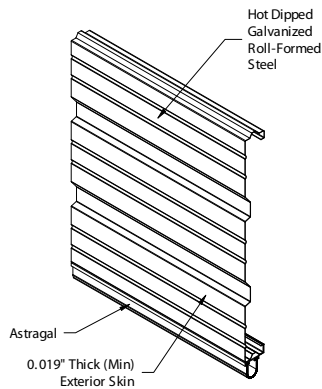
08360/CLO

Buyline 0309

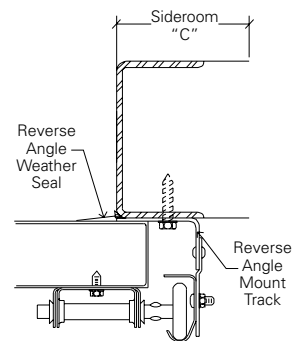
- 2" Non-Insulated Ribbed Steel
- .019" Exterior Steel Skin (equal to other manufacturer's nominal 24 gauge designation.)



**EXTERIOR ELEVATION**



**ISOMETRIC VIEW**



**STEEL JAMB DETAIL**



## SPECIFICATIONS

### PART 1 GENERAL

#### 1.01 Section Includes

**A. Upward Acting Sectional Steel Doors**, including unit sections, brackets, tracks, glazing, counter balance mechanisms, and hardware.

#### 1.02 Related Work

**A. Opening preparation**, miscellaneous or structural steel, finish or field painting, electrical wires, wiring, disconnect switches, conduit are in the scope of the work of other sections or trades.

**B. Submit manufacturer's product data** and installation instructions for each type of sectional door. Include both published data and any specific data prepared for this project.

#### 1.03 Single Source Responsibility

**A. Provide door, tracks, motors and accessories** from one manufacturer for each type of door. Provide secondary components from source acceptable to manufacturer of primary components.

### PART 2 PRODUCT

#### 2.01 Manufacturer

**A. Upward Acting Sectional Steel Doors** are to be Clopay® Model 525 as manufactured by Clopay Building Products Company, Inc.

#### 2.02 Material/Construction

**A. Type:** 2" (53.98 mm) thick, roll-formed 25 gauge (.0193", (.48 mm) minimum) commercial steel.

**B. Size:** Standard maximum door size is 20'2" (6.10 m) wide and 16' (4.88 m) high. Maximum 320 sq. ft.

**C. Section Joint:** Sections to form weather-tight tongue and groove joint.

**D. Material:** Hot-dipped galvanized, complying with ASTM A-924, A-653, standard lift operating style with track and hardware; complying with DASMA 102, commercial application.

**E. Finish:** Pre-finished interior and exterior skins with 1 mil, three-coat baked-on polyester top coat over primer on a phosphate coating.

**1. Exterior Skin:** Exterior smooth steel skin with two 1/2" (12.70 mm) deep reinforcing ribs on 8" (203.20 mm) centers and six 1/8" (3.18 mm) pencil ribs on 1 1/8" (47.625 mm) centers Color: white, brown.

**2. Interior Skin:** Color: white.

#### 2.03 Related Door Components

**A. End Stiles:** Galvanized, primed and prefinished steel. Attachment hardware to have pre-punched holes.

**1. 18 gauge (.049", (1.25 mm) minimum) single end hinge style.** Doors over 14'2" wide use 16 gauge as standard.

**2. 16 gauge (.059", (1.49 mm) double end hinge style.** (standard on doors over 16'2" wide)

**B. Center Stiles:** 18 gauge (.049", (1.25 mm) minimum). Stiles and roll-formed section are fastened together with Tog-L-Loc™.

**C. Hinge and Roller Assemblies:** End hinges and brackets to be 18 gauge (.045", (1.14 mm) minimum) galvanized steel.

**1. Ten-ball steel rollers** to be full-floating ball bearing in case hardened steel races and mounted to fit the size and taper of the track.

#### 2.04 Tracks

**A. Horizontal Track:** To be 14 gauge (.075", (1.91 mm) minimum) galvanized steel reinforced with 13 gauge (.085", (2.16 mm) minimum) galvanized steel angles.

**B. Rolled Galvanized Steel** (select one): Standard lift track, vertical lift track, high lift track, follow-the-roof slope track, low headroom track-provide: 2" (50.8 mm) or 3" (76.2 mm) as required.

**C. Vertical Tracks:** To be a minimum 16 gauge (.060", (1.52 mm) minimum) galvanized steel, tapered and mounted for wedge type closing.

**D. Mounting:** Interior face mounted on a prepared surface.

**E. Track Mounting** (select one):

**1. Bracket Mounting:** Galvanized steel mounting brackets 12 gauge (.101", (2.57 mm) minimum) thick for wood jambs.

**2. Continuous or Reverse Galvanized Steel Angle Mounting:** 12 gauge (.101", (2.57 mm) minimum) angle for steel or wood jambs; splice plates 12 gauge (.101", (2.57 mm) minimum).

#### 2.05 Spring Counterbalance

**A. Springs:** Shall be torsion type, low stress, helically wound, oil-tempered spring on a galvanized steel tube or solid steel shaft. Wire to provide 10,000 cycles minimum.

**1. 25,000 cycles**

**2. 50,000 cycles**

**3. 100,000 cycle**

**B. Cable Drums:** Die cast aluminum.

**C. Cable:** Pre-formed galvanized steel aircraft cable to provide a minimum of a 7:1 safety factor.

#### 2.06 Operation

**A. Operation Shall Be:** Manual push-up, chain hoist, motor operated.

**B. For Manual Operation:** Requiring maximum exertion of the greater of 5% of door weight or 25 lbs. (111.2 N) force to open. Use pull rope supplied.

#### 2.07 Weatherstripping

**A. Field-Installed Section Joint Seal Tape:** Neoprene foam seal, one-piece full length between joint of sections.

#### B. Field-Installed Jamb/Header

**Weatherstripping:** Extruded vinyl, placed in moderate contact with outside of door sections.

#### 2.08 Bottom Sections

**A. Astragal Retainer:** Full length, .040" (1.02 mm) aluminum.

**B. Astragal:** U-shaped flexible PVC vinyl.

**C. Step Plate:** High density composite combination step plate / lift handle.

#### 2.09 Locking

**A. Inside spring loaded slide bolt lock** on end stile to securely engage slot in track.

**1. Optional - Outside keyed five pin cylinder lock** with outside key and 16 1/2" (419 mm) inside lock bar engaging slot in track.

#### 2.10 Options

**A. Removable Mullions:** 2" (50.8 mm) Carry-away or Roll-away up to 14' (4.267 m) high. Swing-up available on 2" or 3" track, consult factory.

#### B. Glazing:

**1. Window Size:** 24" x 6" (610 mm x 150 mm) or 24" x 12" (610 mm x 300 mm)

**2. Frame** to be screw together polypropylene extruded frame. Color to match door.

**3. Glass Available** (dependent on window size):

**a. DSB**

**b. 1/8" Plexiglass**

**C. Full Vision Sections:** Optional Full Vision Aluminum Section.

**1. Full Vision Glazing Available** (select one):

**a. DSB**

**b. 1/8" Plexiglass**

### PART 3 EXECUTION

#### 3.01 Examination

**A. Verify** that dimensions are correct and project conditions are suitable for installation. Do not proceed with installation until unsatisfactory conditions have been corrected.

#### 3.02 Installation

**A. Installation:** To be by an authorized Clopay representative and in accordance with manufacturer's instructions and standards.

**B. Submit manufacturer's product data** and installation instructions for each type of sectional upward acting door. Include both published data and any specific data prepared for this project.

**Note to Specifiers...** Please reference Ideal Door® brand model C5ST.